

DIAMOND
DURABLE & STRONG SURFACE

600x1200mm COLLECTION 2022



A large photograph of a beach. The top half shows a clear blue sky. Below it is a wide expanse of golden sand. A long, dark shadow of a person is cast across the sand, starting from the bottom left and extending towards the center. The bottom half of the image shows the edge of the beach where the sand meets the water, with white foam and dark seaweed visible.

INSPIRATION

DIAMOND
DURABLE & STRONG SURFACE


EXCELLENCE OF SUBTLE DISTINCTION

600x1200mm

Designed to transcend time and trends, the Diamond Series from Simero is a work of art. The exceptional collection embodies a distinct finish capable of instilling ambiance never seen before and independent of tendencies.

The surfaces of the Diamond Series take their inspiration from lucid elements of nature and are crafted for modern spaces. The collection instills elements of contemporary ambiance and durability in your spaces.

FINISH + SIZE



IDEAL FORMAT

The slabs by tilesphere provide the ideal size that can be installed in all types of big and small places. These tiles are designed keeping in mind the requirements of modern interior design style.




CUSTOMIZATION

The slabs by tilesphere are easy to customise making them perfectly fit for different applications and spaces.



EASY INSTALLATION

tilephere breaks the myth of large-sized tiles being difficult to install with its mega-sized slabs that are super easy to handle and install.



THE AMBIT OF COLORS

DIAMOND
SMOKE



DIAMOND
TOBACCO

DIAMOND
CLAY

DIAMOND
BLUE

DIAMOND
BLACK

DIAMOND
ROSA

DIAMOND
NERO



APPLICATIONS + FEATURES



APPLICATION AREAS



Kitchen And
Bathroom
Furniture



Interior
Design And
Furnishings



Airport
Terminals



Spa
Centres



Residential
Spaces



Commercial
Buildings



Industrial



Schools



Hotels



Offices



Shops

TILES FEATURES



Lightweight
Easily
Handled
Slabs



Resistance
To Deep
Abrasion



Resistant
To Thermal
Shock



Resistance
To Acids
And Bases



Does Not
Absorb
Liquids



Frost
Resistance



Fire
Resistance



Easy
Cleaning



Stain
Resistance



Easy To
Install



Hygienic

PRODUCT RANGE

DIAMOND
DURABLE & STRONG SURFACE

600x
1200mm




**DIAMOND
BLACK**




**DIAMOND
ROSA**




**DIAMOND
BLUE**




**DIAMOND
BURLY**




**DIAMOND
CREMA**




**DIAMOND
GREEN**




**DIAMOND
GRIS**




**DIAMOND
SMOKE**



**DIAMOND
TOBACCO**



**DIAMOND
CLAY**




**DIAMOND
IVORY**



**DIAMOND
GREY**



**DIAMOND
NERO**





WALL - **DIAMOND BLACK**, 600x1200mm

DIAMOND
DURABLE & STRONG SURFACE



DIAMOND BLACK

Size
600x1200mm

Finish
LUX SURFACE

Random
5

LUX
SURFACE





 **DIAMOND**
DURABLE & STRONG SURFACE

DIAMOND ROSA

Size
600x1200mm

Finish
LUX SURFACE

Random
5


SURFACE



DIAMOND
DURABLE & STRONG SURFACE

DIAMOND BLUE

Size
600x1200mm

Finish
LUX SURFACE

Random
5

LUX
SURFACE



 **DIAMOND**
DURABLE & STRONG SURFACE

DIAMOND BURLLY

Size
600x1200mm

Finish
LUX SURFACE

Random
5


SURFACE



DIAMOND
DURABLE & STRONG SURFACE

DIAMOND CREMA

Size
600x1200mm

Finish
LUX SURFACE

Random
5

LUX
SURFACE





DIAMOND GREEN

Size
600x1200mm

Finish
LUX SURFACE

Random
5





 **DIAMOND**
DURABLE & STRONG SURFACE

DIAMOND GRIS

Size
600x1200mm

Finish
LUX SURFACE

Random
5


SURFACE



DIAMOND
DURABLE & STRONG SURFACE

FLOOR - **DIAMOND SMOKE**, 600x1200mm

DIAMOND
DURABLE & STRONG SURFACE

DIAMOND SMOKE

Size
600x1200mm

Finish
LUX SURFACE

Random
5

LUX
SURFACE



 **DIAMOND**
DURABLE & STRONG SURFACE

DIAMOND TOBACCO

Size
600x1200mm

Finish
LUX SURFACE

Random
5


SURFACE



DIAMOND
DURABLE & STRONG SURFACE

DIAMOND CLAY

Size
600x1200mm

Finish
LUX SURFACE

Random
9

LUX
SURFACE



DIAMOND
DURABLE & STRONG SURFACE


DIAMOND IVORY

Size
600x1200mm

Finish
LUX SURFACE

Random
9

LUX
SURFACE





DIAMOND
DURABLE & STRONG SURFACE


DIAMOND GREY

Size
600x1200mm

Finish
LUX SURFACE

Random
9

LUX
SURFACE



WESTWOOD
HOTEL & BANQUET



 **DIAMOND**
DURABLE & STRONG SURFACE



DIAMOND NERO

Size
600x1200mm

Finish
LUX SURFACE

Random
9


SURFACE





MIDC Industrial Area, Navi Mumbai
Maharashtra, India 400706

Customer Service.: +91 88408 66196
Sales.: +1 (573) 340-6951

Inquiry.: Office@Tilesphere.com
www.Tilesphere.com